

PHARAON 980: ONE LASER, 3 MAJOR APPLICATIONS

980: a reference wavelength.

Its reference: THE ENDOVENOUS TREATMENT

Its additional benefit: THE TREATMENT OF BLUE LEG VEINS

Its new innovating and consecrating application: THE ADIPOCYTOLYSIS LASER



PHARAON LIPO

The **Adipocytolysis Laser** by Injection of photons

thermal effect - lipolytic thermal effect - lipolytic thermal effect - lipolytic thermal effect - the highly valued medical act - the highly valued medical act - the highly valued medical act



PHARAON 980: A new generation of DIODE LASER:

- Guarantee of effective energy delivery.
- A large choice of emission modes:
 - Continuous mode.
 - Single pulse and repeat mode.
 - And its **MULTIPULSE** mode totally dedicated to the treatment of vascular lesions.

PHARAON 980: Smart Cards:

- Guarantees the control of each application in an appropriate way.
- Each application has its own dedicated software screen.
- Data transfer to the patient file.

PHARAON 980: Accessories of high performance:

- Fibres and connectors.
- Dedicated handpieces to each application.
- Sterile kits respecting the obligation of traceability.

PHARAON 980: A laser console:

- A user friendly touch screen
- Large screen: direct visualization by the physician.
- Adapted graphics for each application.
- Permanent information of the running laser procedure.
- Feedback and capture of the information.
- A dedicated OSYRIS memory stick for capturing and storing the treatment data.
- A modern design which blends very well with the medical offices specialized in aesthetic techniques.
- A size, a weight and a minimal foot print that express totally its high technology manufacture.
- Transportable from one office to another one: purchase by 2 or 3 doctors.
- A dedicated and nice looking carrying bag.

PHARAON 980: A revolutionary handpiece:

- Auto-regulated cooling system at 7°C +/- 10.
- Optical zoom.
- Screen display and treatment control.
- Manual handling.

A dedicated carrying bag

PHARAON 980: An advantage: transportable

PHARAON 980:

Concentrates all the laser and optical innovations in one system.

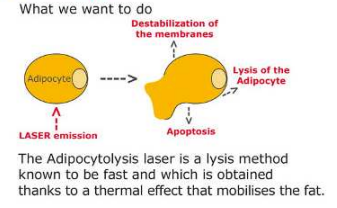
Its design, weight, size and price are attractive.

Thanks to its dedicated carrying bag you can share it with another physician.

The Pharaon 980 is an answer to the demand and a response to applications which are widely published.

CE 0398

Principle:



Procedure:

- Easy anaesthesia
- No incision
- Safety and precision
- Reproducibility of the act
- 1 single session

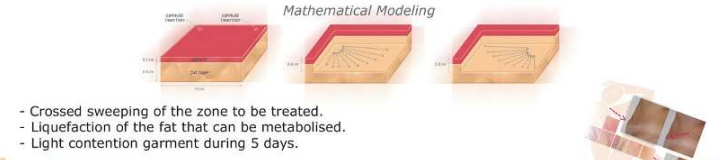
Technique:

Marking of the zones to be treated with a specific pen.

Disinfection of the zone that is to be treated.

Local anaesthesia by infiltration of tumescence xylocaine serum.

Introduction of the laser fibre with the use of its guide and handpiece.



Clinical results:

Indisputable aesthetic results.

Significant reduction of the treated zone.

- Reduction of the fat volume by 17% to 25% at 3 months, quantified with MRI.
- Spectacular and durable tissue retraction.
- Disappearance of "orange skin" effect.
- Progressive improvement of the results within 6 months.

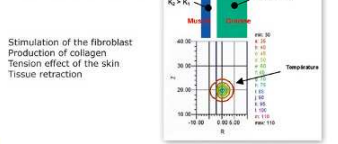
Safety and efficiency: a true combination

What you need to know

- Thermal conductivity**
 - water: 0.61 W.m⁻¹.K⁻¹
 - muscle: 0.42
 - dermis: 0.21
 - fat: 0.17
- Thermal capacity**
 - water: 4.19 k.J.kg⁻¹.K⁻¹
 - muscle: 3.8
 - dermis: 3.8
 - fat: 2.3
- Thermal diffusion**
 - water: 0.14 mm².s⁻¹
 - muscle: 0.11
 - dermis: 0.055
 - fat: 0.077

• To summarize: The fat is a favourable tissue for the thermal effects of the Pharaon 980 laser.

The thermal modification



Qualified zones to be treated:

- Choice of primary intention for:
 - Face (chin)
 - Face outline
 - Knees
 - Back
 - Little abdomen
 - Arms
 - Interior of thighs
- Recommended for:
 - Altered skin after Liposuction with fibrosis.

In order to help the metabolisation of the triglycerides:



The Advantages:

- A real destruction of fat deposits.
 - A true solution for body re-shaping.
 - Alliance of safety and efficiency.
 - Reproducible and quantified results.
 - Patient comfort.
- Its major advantage:**
- Dense and tonic skin, re-contoured silhouette.
 - Clearly visible results, no need to measure.
 - 400 cases published.



BIBLIOGRAPHY

- "Thermolytic evaluation of laser lipolysis: Dioded 1,064nm Nd: YAG laser versus CW 980nm diode laser" *Aesthetic Surgery Journal*, January 30 2007
- "Action de l'onde laser Nd:YAG à 1064nm sur le tissu adipeux" *Revue de Dermatologie*, 150, 2007
- "Le traitement de la cellulite par laser: mode d'action, technique et résultats" *Ann. Inst. Derm. (Paris)*, 153, septembre 2007
- Blanchemaison Ph. (Paris), Reynaud J.P. (Toulon), Mordon S. (Lille).

TO BE PUBLISHED

- "Mathematical Modeling of laser lipolysis"
- Mordon S., Wastner B., Reynaud J.P., Zemmouri J.

